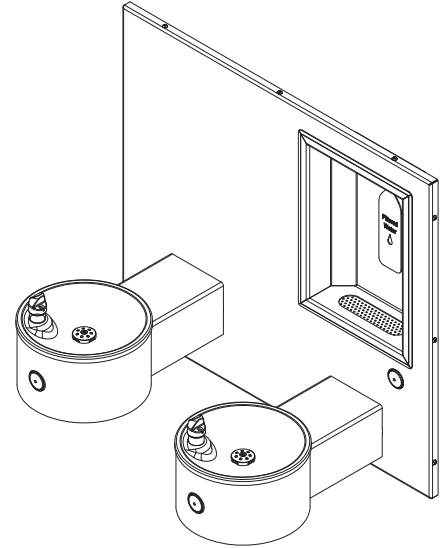


# Willoughby Stainless Fountains



## CWBFD-3WM Series Outdoor Wall Mounted Bottle Filler w/Drinking Fountains



To specify fixture and options, use the Model Number and Options page.

Example: To specify a CWBFD-3WM outdoor bottle filler with drinking fountain with recessed pushbutton, child drinking fountain bowl height, pet drinking fountain, and 316 stainless steel body/cap/flange in Blue color,

Use the following Willoughby Model Number: CWBFD-3WM-RPB-316-3-BL

### Recommended Specifications

Outdoor bottle filler with drinking fountains shall be Willoughby Model No. **CWBFD-3WM-\_\_\_** (see Model Number and Options guide for actuator selection).

Model **CWBFD-3WM** outdoor bottle filler with drinking fountain shall be a triple-level, vandal resistant wall mounted drinking fountain with 304 stainless steel 14 Ga. wall plate.

Bottle filler spout and fountain bubbler shall be activated by Separate recessed mounted solid stainless steel pushbutton assemblies (optional battery operated infrared activation available for bottle filler spout).

Drinking fountain shall have high-polished, 18 gauge stainless steel bowl with anti-rotation, anti-squirt, solid stainless steel bubblers.

All pushbuttons control lead-free, self-closing valves. Pushbutton operation shall require less than 5 lbs. of force.

Flow controls are used to ensure adequate flow without being wasteful. Bottle filler flows 1.0 GPM, drinking fountain flows 0.5 GPM.

Model **CWBFD-3WM** fountain shall be lead-free, adhering to ANSI/ NSF 61, Section 9, ANSI A117.1 and American Disabilities Act of 2010 requirements.

Optional 316 stainless steel body (main column, flange, and cap) are available for applications in which the unit's exterior may come into contact with salt water.

### Standard Features

- \* Adult A.D.A. compliant
- \* Compliant to ADA reach height guidelines
- \* Quick, 1-gallon-per-minute bottle fill rate
- \* Optional marine-grade type 316 stainless steel body for installations near salt water
- \* Solid stainless steel vandal resistant anti-rotation bottle filler spout
- \* Solid stainless steel anti-rotation drinking fountain bubbler
- \* High polished stainless steel bowl
- \* Replaceable in-line charcoal filter on inlet water supply
- \* Resistant to sunlight, heat, and vandalism
- \* Promotes use of environmentally friendly refillable bottles, reducing use of disposable bottles
- \* Powder coat finish (color options on page 2)



**WARNING:** Cancer and Reproductive Harm

- [www.P65Warnings.ca.gov](http://www.P65Warnings.ca.gov)

visit our website at [www.willoughbystainlessfountains.com](http://www.willoughbystainlessfountains.com)

5105 West 78th Street • Indianapolis, IN. 46268  
(317) 875-0830 • Fax: (317) 875-0837 • (800) 428-4065



MADE IN THE U.S.A.

WSF2-21

# MODEL NUMBER AND OPTIONS:

## 1.) Outdoor Bottle Filler Type:

- CWBFD-3WM 1 Wall Mounted Outdoor Bottle Filler, 1 Adult A.D.A. Drinking Fountain Bowl, and 1 Drinking Fountain Bowl

## 2.) Bottle Filler Actuator Options (select one):

- RPB Recessed Push Button
- BO Battery Operated Infrared Sensor

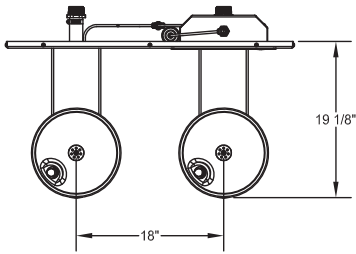
## 3.) Options:

- 316-3 316 Stainless Steel Body, Triple
- SOV Shut Off Valve
- SCV Seasonal Bowl Covers (2)

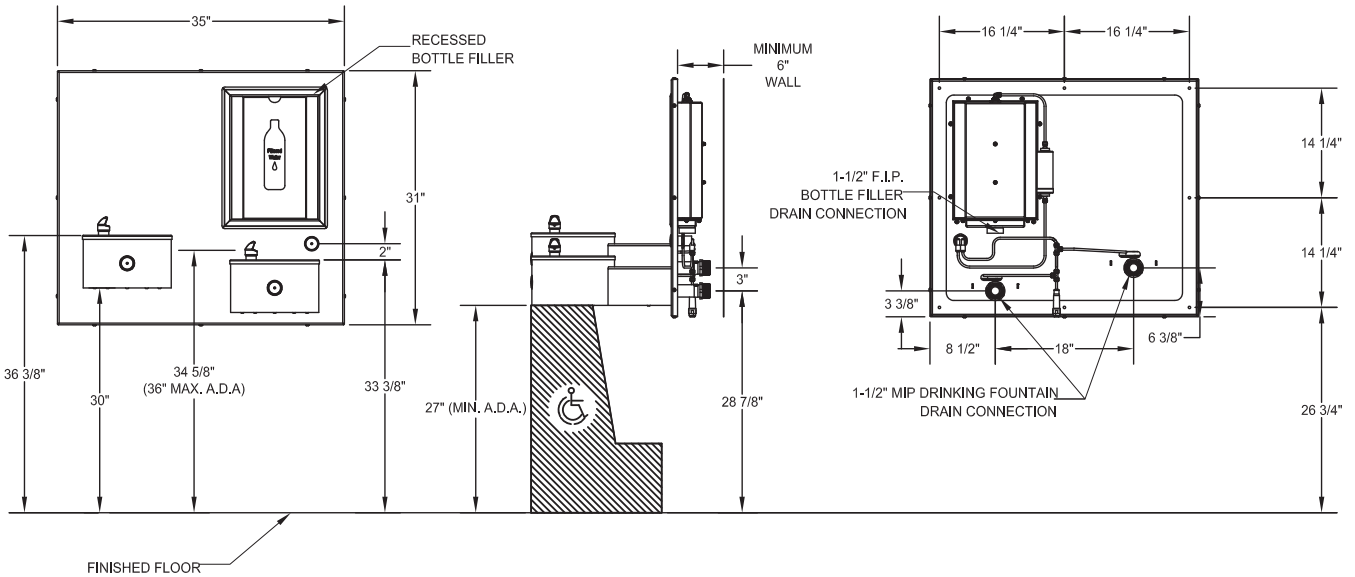
## 5.) Colors (select one):

- SL Silver
- G Green
- R Red
- BL Blue
- O Orange
- V Violet
- Y Yellow
- BR Brown
- BK Black
- BE Beige
- W White
- YG Yellow Green
- LBL Light Blue
- GT Graphite (Textured)
- MTW Matte White

Approved For Manufacturing By: \_\_\_\_\_ Date: \_\_\_\_\_ Company: \_\_\_\_\_  
 Wall Thickness: \_\_\_\_\_ Wall Type: \_\_\_\_\_



**VERIFY ALL DIMENSIONS WITH FACTORY PRIOR TO ROUGH-IN**  
 WILLOUGHBY RESERVES THE RIGHT TO MAKE CHANGES IN DESIGN AND DIMENSIONS WITHOUT FORMAL NOTICE AND WITHOUT INCURRING OBLIGATION.



visit our website at [www.wiloughbystainlessfountains.com](http://www.wiloughbystainlessfountains.com)

5105 West 78th Street • Indianapolis, IN. 46268  
 (317) 875-0830 • Fax: (317) 875-0837 • (800) 428-4065



MADE IN THE U.S.A.